



Knowledgebase > Functions in Skolon > My collection > How to change school in Skolon as a teacher

How to change school in Skolon as a teacher

Noah Kapteijn - 2023-10-19 - My collection


✓ Student	✓ Teacher	✓ Administrator
-----------	-----------	-----------------

In Skolon you have one - My Collection - for each school you are connected to. The collection is unique per school as it handles your licenses, groups and classes for the particular school you are logged in to. Therefore, the collections may have different tools.

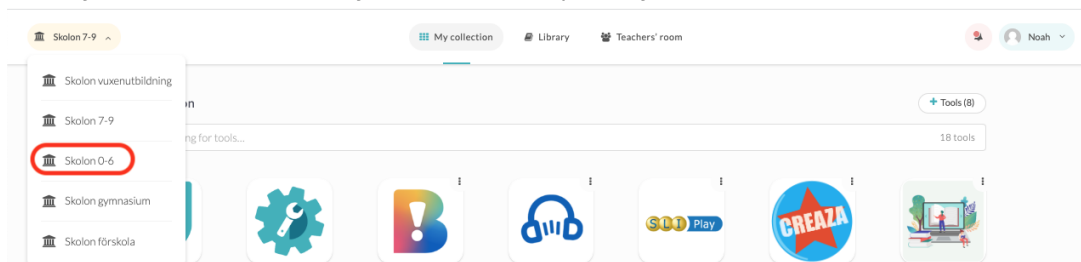
Should it be that you have the same tools at several schools, it's still important that you are logged in to the right school to get the right class and group affiliation inside the tools.

How to change school in Skolon

To switch between schools inside Skolon, simply click on the school name in the upper left corner.




When you click on the name, you will see the options you have to choose from.



How to change your main-school in Skolon

In the School under **My settings** you can save which school you want to be logged in to by default. Click on **Change School** in settings.



In the settings you click on Change School, were you choose the one that is you main school. You need to click on - Remember my choice, so that the setting is saved.

