



[Knowledgebase](#) > [Purchasing in Skolon](#) > [Guides for purchasing through Skolon](#) > [Orderhistory](#)

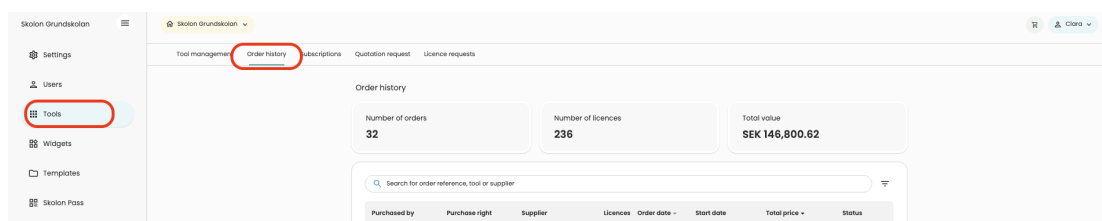
## Orderhistory

Clara Hardarsson - 2025-07-11 - [Guides for purchasing through Skolon](#)

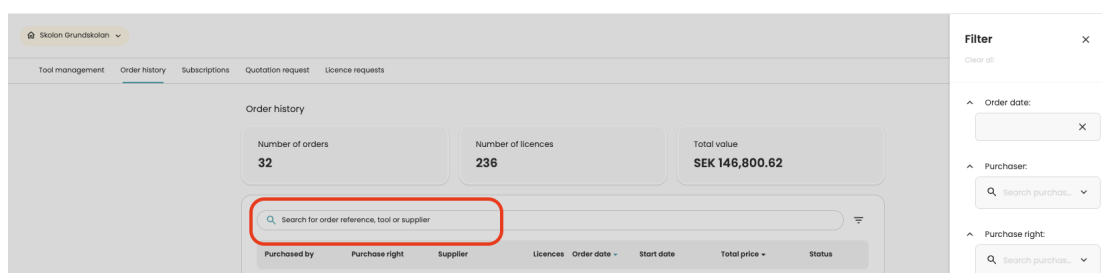
Under the heading "Tools/Order History," you will find information about previous purchases made via Skolon.

**NOTE!** All of the organisation's orders can be reviewed by the Organisation Admin at the organisation level, and a single school's orders can be reviewed at the school level by the respective School Admin.

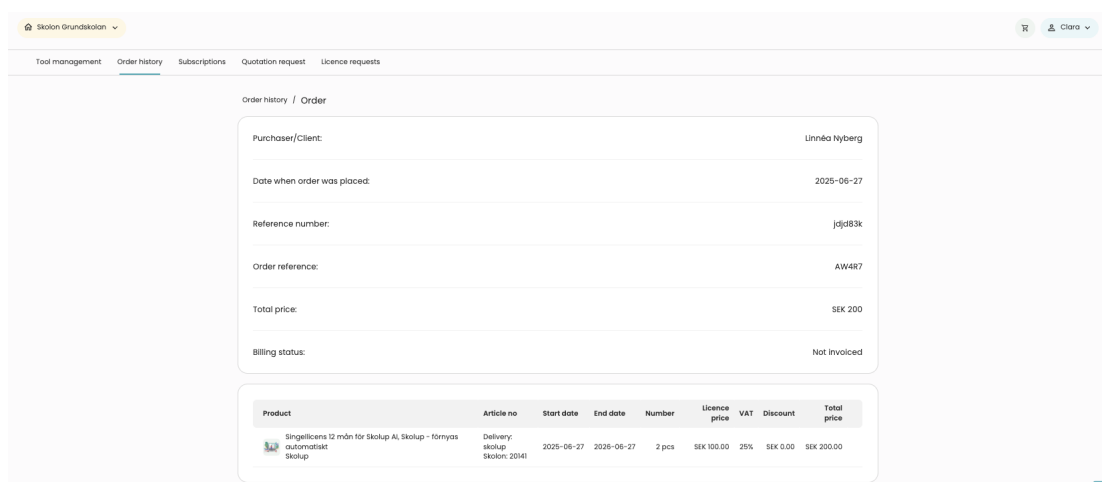
The list shows the orders that have been placed for the current principal/municipality/school. At the top, you will find an overview of the number of orders, the number of licences linked to the orders, and their total value. Below that, the orders are listed and can be sorted by order date (1) and total price (2).



You can search for a specific supplier, specific tool, and order reference, and filter the list by order date, purchaser, and purchasing right.



To see details about a specific order, click on the relevant order row.



**Get an overview of all your purchases via Skolon**

To more easily get an overview of your current licences, and to include them in your order history, purchases must have been made in Skolon. If you have ongoing licences for digital tools from before, you may need to cancel those licences and then complete the purchase in the Skolon App store. Once the purchase has been completed via the Skolon App store, you will have full control over which licences you have, what they cost, and when they expire. Read more about how to make a purchase [here](#).